



University of Stuttgart  
Germany

**FIGURES  
DATA  
FACTS**

2018

ANNUAL REPORT UNIVERSITY OF STUTTGART

## Dear Reader,

With this report “FIGURES DATA FACTS”, we would like to concisely and transparently inform you in the usual fashion about the University of Stuttgart’s most important key indicators for the 2018 financial year. This data report is a firm fixture in the communications mix of our print and online products. And we also know from countless pieces of feedback that our report is used as a go-to resource when it comes to obtaining an overview of the economic significance of our university based on significant parameters – both by our employees, visitors and guests as well as media partners and other interested parties.

We would also like to ask you this year to engage in dialog with us again; please get in touch with our University Communications department if you have any further questions about the existing tables, charts and figures.

Because it goes without saying that our motto “Communication creates a bond and a sense of trust” also applies to this 2018 annual report!

The focus of the past few months has been on our application relating to the Federal and State Excellence Strategy. The success of the two applications “Data-Integrated Simulation Science” and “Integrative Computational Design and Construction for Architecture” means that the prerequisites for taking part in the second funding line have been achieved, which means the university may apply for the title of University of Excellence. Because of this, at the end of 2018 we were able to submit our application to the German Research Foundation (DFG) in Bonn on time with the vision of “Intelligent systems for a sustainable society”. Now we just need to wait until the middle of the year to see whether the University of Stuttgart



will be awarded with the coveted title of “University of Excellence” – and with it extra structural funding over the course of seven years.

The successful university must keep reaffirming that its activities are secured on a solid economic basis. This applies even more when – as in the case of the University of Stuttgart – the amount of research being carried out and the amount of funding received is constantly increasing, as a result of the disciplinary strength of the faculties and the cooperation between disciplines as per the Stuttgart Way. Under no circumstances may positive developments such as this result in the success leading to economic uncertainties or even difficulties. Nevertheless, the University of Stuttgart makes a good impression in terms of the most important indicators, such as the increase in revenue to over half a billion

euros and a broad-based distribution of third-party funds in a well-balanced duality of economic expansion and economic stability.

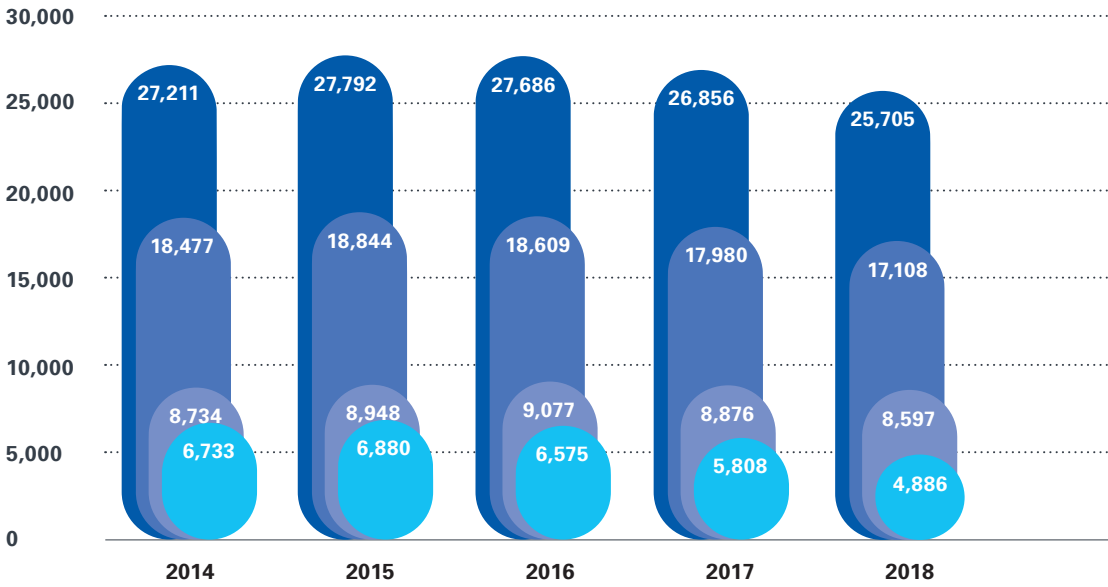
We hope you have an interesting read.

Best regards,

Prof. Dr.-Ing. Wolfram Ressel  
Rector

Jan Gerken  
Chancellor

## Students

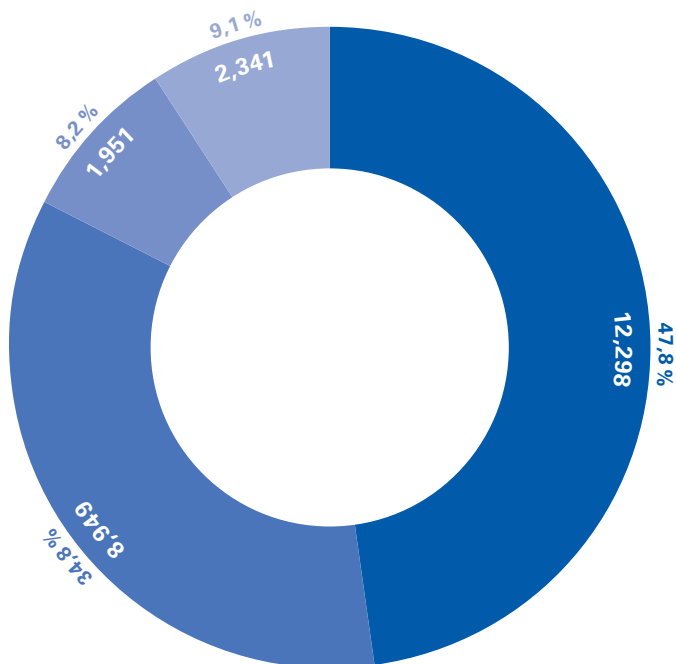


● Total
 ● Men
 ● Women
 ● New students and students enrolling for the first time

The total number is based on the winter semester, the new student number is based on the academic year.  
Head count inc. those on leave, as at May 15 & Nov 30

## Students by degree type

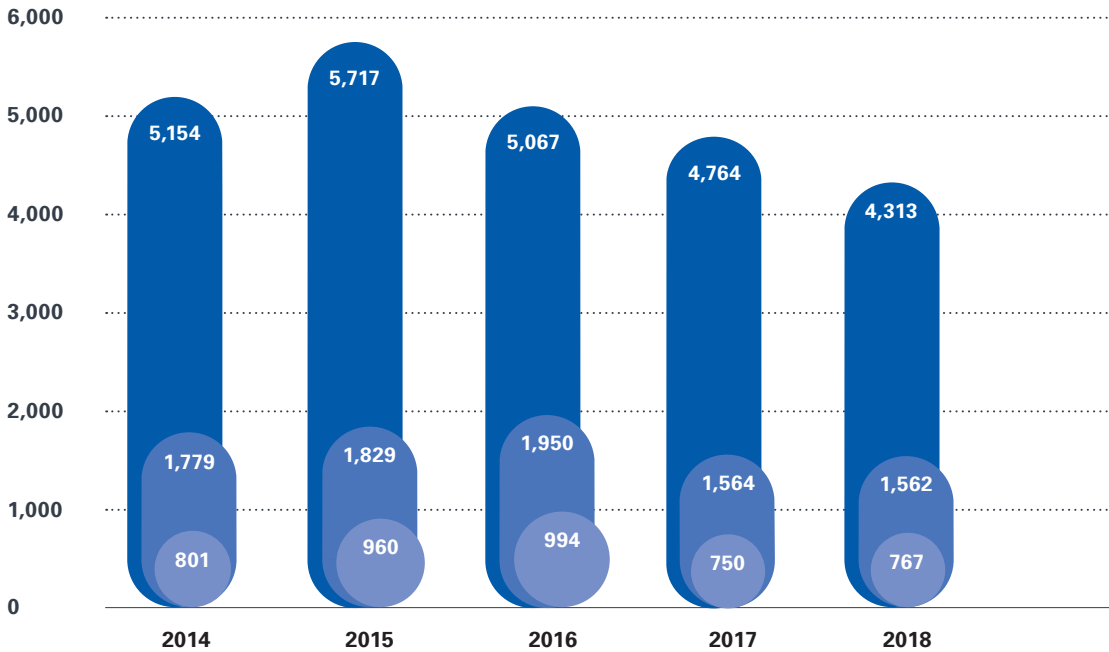
Total 25,705



Head count inc. those on leave, as at Nov 30, 2018 Other students are doctoral degree students and short-term students.

## First-year students

(bachelor's + master's degrees)



Engineering fields



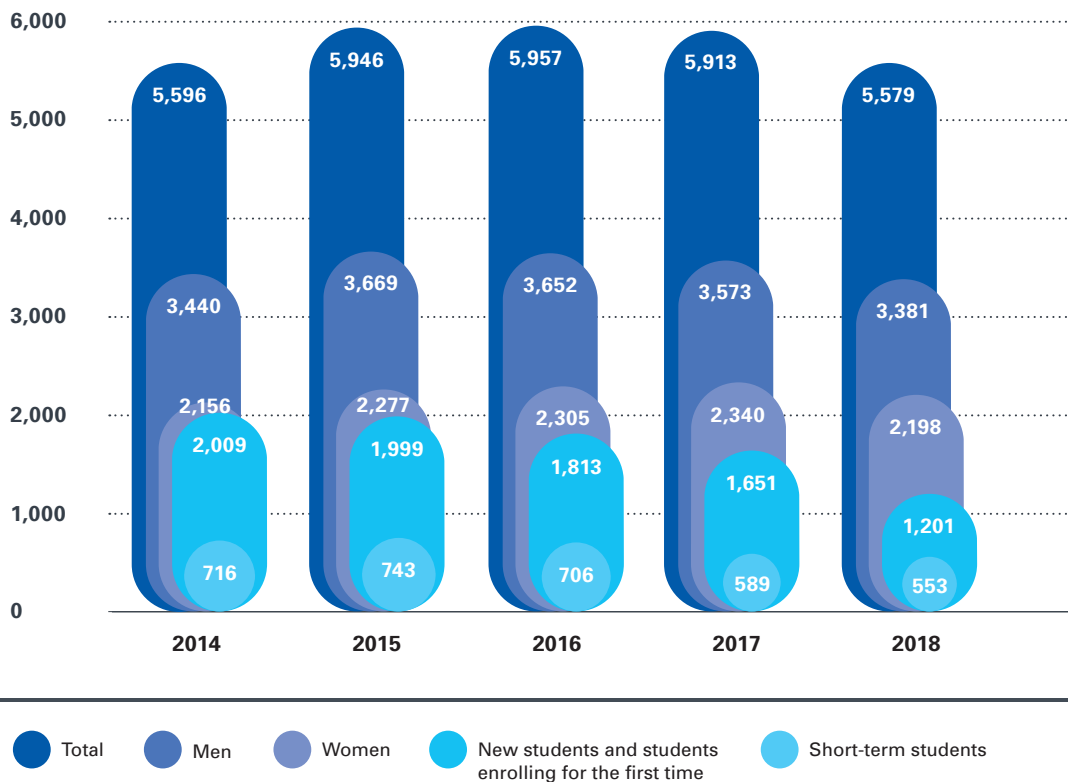
Humanities and Social Sciences



Natural Sciences

The figures refer to students in their first or second semester in the winter semesters.  
Full-time study equivalents inc. those on leave, as at Nov 30

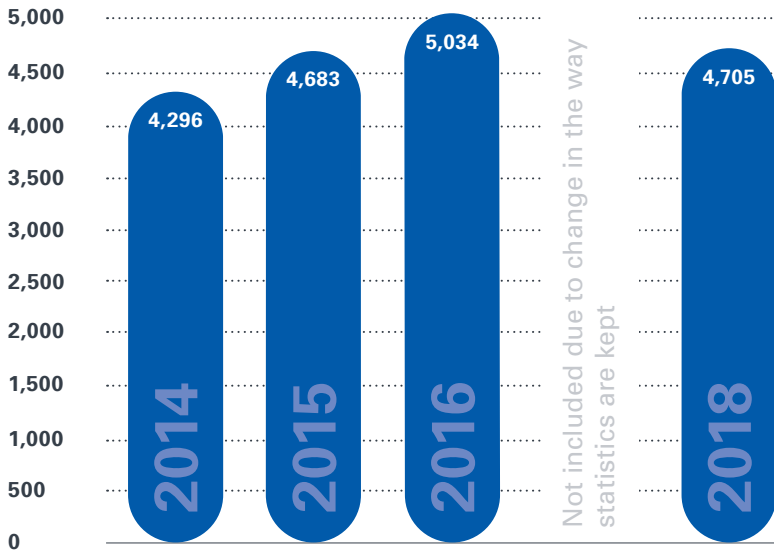
## Foreign students



The total number is based on the winter semester, the new student number is based on the academic year.  
Head count inc. those on leave, as at May 15 & Nov 30

## Graduates

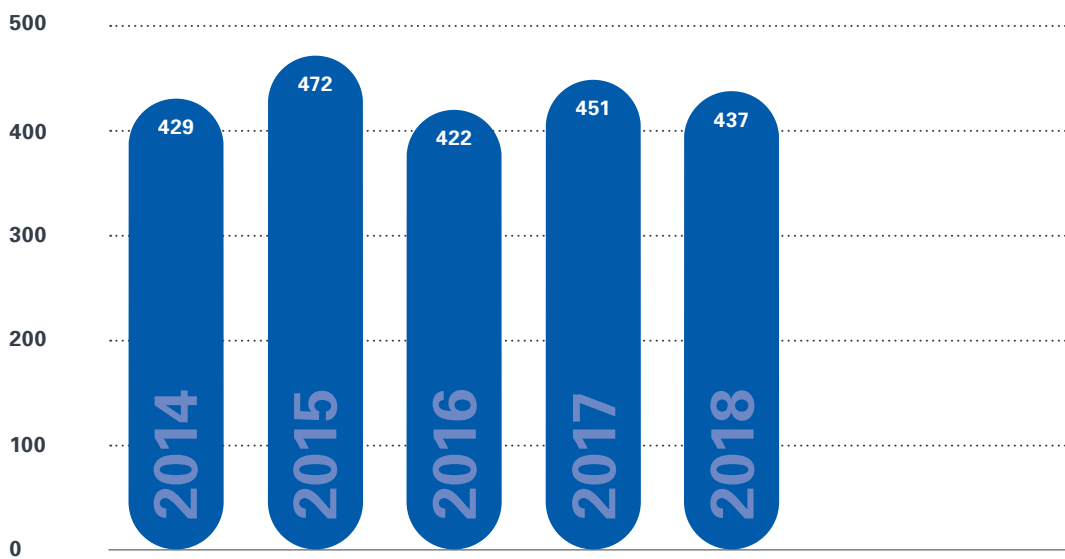
(All degree types)



Head count, 2014 – 2016 calendar year, from 2018 examination year, i.e. winter semester 17/18 + summer semester 2018

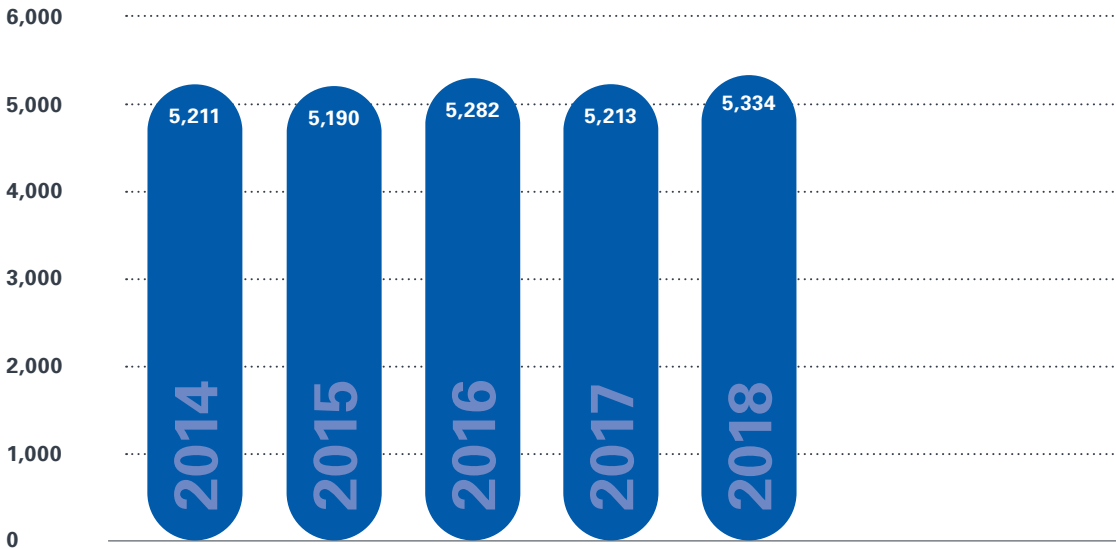


## Doctoral degree studies



Head count, 2014 – 2017 calendar year, from 2018 examination year, i.e. winter semester 17/18 + summer semester 2018

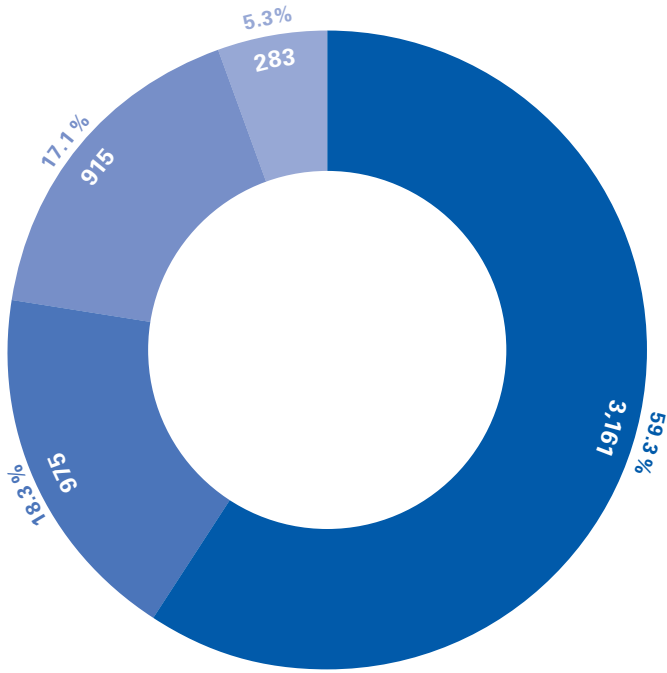
## Level of employment



Full-time staff as at Dec 1 Full-time employees as at Dec 1

# Employees by sector

## Total number of employees: 5,334

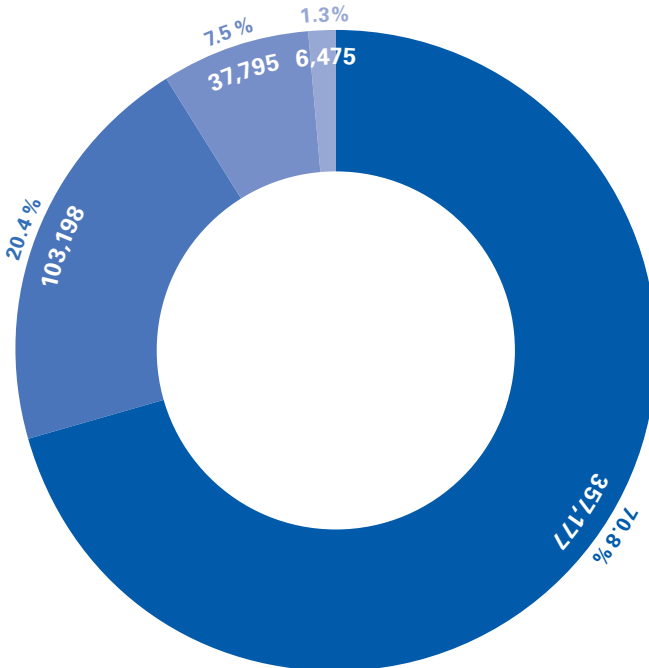


- Academic staff
- Administration/library
- Technical service
- Professors, Junior professors

Full-time staff as at Dec 1 Full-time employees as at Dec 1, 2018

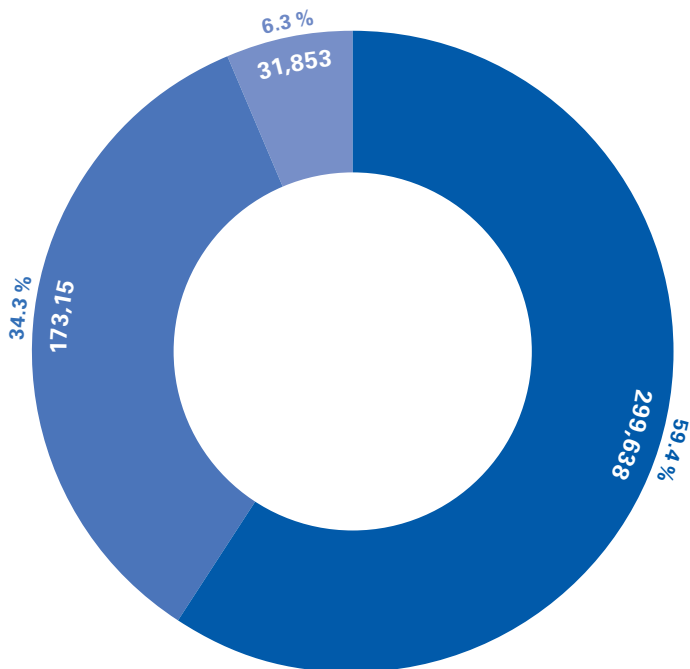
## Expenses 2018 by use of funds

Total volume: EUR 504,645 k



The administration of funds specifies why the expenses were paid out, the grant specifies the University of Stuttgart's building grant to the University Building Authority; Preliminary figures for February 2019

## Expenses 2018 by source of funds Total volume: EUR 504,645 k

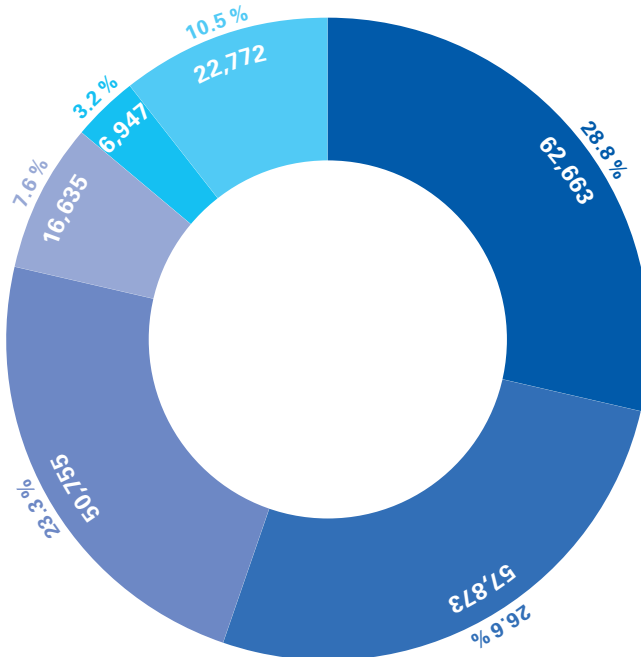


- Budget
- External funds
- Miscellaneous

The source of the funds specifies how the expenses were funded; the financing also includes amounts carried forward and carried over; Entry made in February 2019, preliminary figures for February 2019

## Distribution of external funding 2018

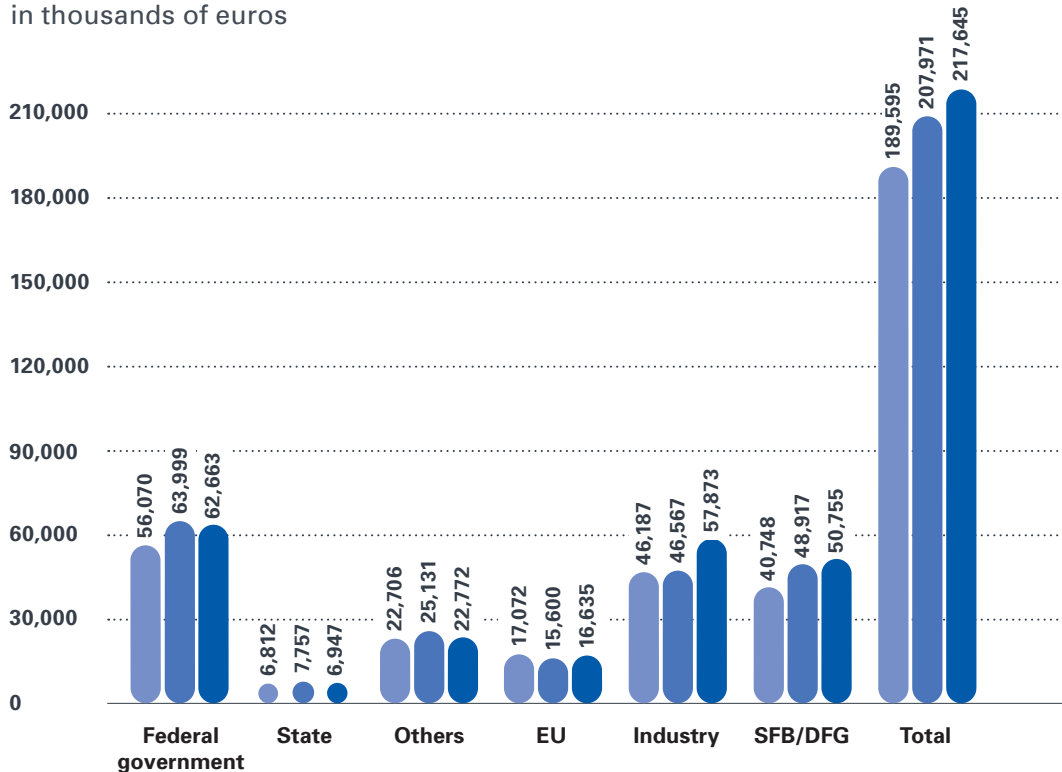
Total volume: EUR 217,645 k



Internal estimate of external funding, third-party revenues according to HFStat EUR 172,393 k, preliminary figures for April 2019

## Changes in external funding over time

in thousands of euros



● 2016 ● 2017 ● 2018

